

## Student Financial Aid 2012-13

Institution: Lord Fairfax Community College (232575)

User ID: P2325751

**Overview**

**IPEDS Student Financial Aid Component Overview**  
**Public Academic Reporters**

Welcome to the Student Financial Aid (SFA) component of the U.S. Department of Education's Integrated Postsecondary Education Data System (IPEDS). The purpose of the SFA component is to collect information about financial aid provided to various groups of undergraduate students at your institution.

**Changes to This Year's SFA Component**

- Only one year of data will be collected for existing institutions. New institutions will need to report multiple years of data. Changes to prior years of data must be made in the Prior Year Revision System.
- SFA is now part of the Winter collection. The Winter collection will close for keyholders on February 6, 2013.
- In Part E (data for Group 4), Column 2 has been revised for clarity. It now more clearly matches with the data in Column 3.

**Data Reporting Reminders****Groups**

Throughout this component, you will be asked to report information for different groups of students.

- **Group 1:** All undergraduate students
- **Group 2:** Of Group 1, full-time, first-time degree/certificate-seeking students
- **Group 3:** Of Group 2, students who paid the in-state/in-district tuition rate and were awarded any grant/scholarship aid from the federal government, state/local government, or the institution
- **Group 4:** Of Group 2, students who paid the in-state/in-district tuition rate and were awarded any Title IV federal student aid

Consult the instructions and screens to make sure you are reporting the correct aid amounts for the correct groups of students.

**College Affordability and Transparency Lists**

Net price amounts calculated in SFA will be used to populate the Department's College Affordability and Transparency lists.

**Interactive Edits and Error Messages**

SFA contains interactive edits that will check for blank fields, invalid values, or values that fall outside expected ranges. Some error messages will require you to confirm or explain the values that you entered. Some error messages are fatal and will require you to contact the IPEDS Help Desk at 1-877-225-2568 for resolution.

**Context Boxes**

You will find optional text boxes throughout SFA. Context boxes allow you to provide more information about the data you enter. Some of these context boxes may be made available to the public on College Navigator, so make sure that the information you enter can be understood easily by students, parents, and the general public.

**Resources**

To download the survey materials for this component: [Survey Materials](#)

To access your prior year data submission for this component: [Reported Data](#)

If you have questions about completing this component, please contact the **IPEDS Help Desk at 1-877-225-2568**.


Institution: Lord Fairfax Community College (232575)

User ID: P2325751

**Part A****Part A - Establish Your Groups**

Part A establishes the number of students in various groups. Note that the numbers on this screen will be carried forward to other parts of the Student Financial Aid component.

In the fields below, report the number of students in each of the following groups.

		 Fall 2011	<b>YOUR PRIOR YEAR DATA</b> Fall 2010
<b>01.</b>	<b>Group 1</b> All undergraduate students	<input type="text" value="7,270"/>	<b>7,005</b>
<b>02.</b>	<b>Group 2</b> Of those in Group 1, those who are full-time, first-time degree/certificate-seeking	<input type="text" value="580"/>	<b>614</b>
	<b>02a.</b> Of those in Group 2, those who were awarded any Federal Work Study, loans to students, or grant or scholarship aid from the federal government, state/local government, the institution, or other sources known to the institution	<input type="text" value="366"/>	<b>375</b>
	<b>02b.</b> Of those in Group 2, those who were awarded any loans to students or grant or scholarship aid from the federal government, state/local government, or the institution	<input type="text" value="332"/>	<b>320</b>
<b>03.</b>	<b>Group 3</b> Of those in Group 2, those who paid the in-state or in-district tuition rate and were awarded grant or scholarship aid from the federal government, state/local government, or the institution	<input type="text" value="273"/>	<b>317</b>
<b>04.</b>	<b>Group 4</b> Of those in Group 2, those who paid the in-state or in-district tuition rate and were awarded any Title IV federal student aid	<input type="text" value="286"/>	<b>267</b>

**Part B**

**Part B - Enter Information About Group 1**

Part B includes information about Group 1. Group 1 students are all undergraduate students enrolled in Fall 2011.


For this part, report:

For These Students	The Following Type(s) of Aid	Awarded in This Period
<ul style="list-style-type: none"> <li>All undergraduate students enrolled in Fall 2011</li> </ul>	<ul style="list-style-type: none"> <li>Grant or scholarship aid from the federal government</li> <li>Grant or scholarship aid from state/local government</li> <li>Grant or scholarship aid from the institution</li> <li>Grant or scholarship aid from other sources known to the institution</li> <li>Loans to students from the federal government</li> </ul>	<ul style="list-style-type: none"> <li>Any time during academic year 2011-12</li> </ul>

In the fields below, report the number of Group 1 students and the total amount of aid awarded to these students for each type of aid.

<b>Information from Part A:</b>	<b>Fall 2011</b>
<b>Group 1</b> All undergraduate students (This number is carried forward from Part A, Line 01.)	7,270

Aid Type	2011-12			
	Number of Group 1 students who were awarded aid	Percentage of Group 1 students who were awarded aid	Total amount of aid awarded to Group 1 students	Average amount of aid awarded to Group 1 students
01. Grant or scholarship aid from the federal government, state/local government, the institution, and other sources known to the institution	2,773	38	7,886,536	2,844
02. Pell grants	2,122	29	6,435,888	3,033
03. Federal student loans	494	7	2,429,760	4,919

 You may use the space below to provide context for data you've reported above. These context notes may be posted on the College Navigator website and should be written to be understood by students and parents.

Institution: Lord Fairfax Community College (232575)

User ID: P2325751

**Part C, Page 1**

**Part C, Page 1 - Enter Information about Group 2**

Part C includes information about Group 2. Group 2 students are all full-time, first-time degree/certificate-seeking undergraduate students enrolled in Fall 2011.

In the fields below, report the number of Group 2 students paying in-district, in-state, and out-of-state tuition rates. If your institution does not offer different rates, report all students as paying in-state tuition rates.

Information from Part A:			Fall 2011		
<b>Group 2</b> Full-time, first-time degree/certificate-seeking undergraduates (This number is carried forward from Part A, Line 02)			580		
<b>Group 2</b> students:			Fall 2011		YOUR PRIOR YEAR DATA
			Number of Group 2 students	Percentage of Group 2 students	Fall 2010 Percentage of Group 2 students
01.	01a.	<u>paying in-district tuition rates</u>	522	90	92
	01b.	<u>paying in-state tuition rates</u>	34	6	7
	01c.	<u>paying out-of-state tuition rates</u>	24	4	2
	01d.	Unknown (calculated value) This value is calculated using the following formula: [A02-(C01a+C01b+C01c)]	0	0	0

**Part C, Page 2**

**Part C, Page 2 - Enter Information about Group 2**

Part C includes financial aid information about Group 2. Group 2 students are all full-time, first-time degree/certificate-seeking undergraduate students enrolled in Fall 2011.

For this part, report:


For These Students	The Following Type(s) of Aid	Awarded in This Period
<ul style="list-style-type: none"> <li>Full-time, first-time degree/certificate-seeking undergraduate students enrolled in Fall 2011</li> </ul>	<ul style="list-style-type: none"> <li>Grant or scholarship aid from the federal government</li> <li>Grant or scholarship aid from state/local government</li> <li>Grant or scholarship aid from the institution</li> <li>Loans to students from the federal government and from other sources, including private or other loans</li> <li>Do <u>not</u> include grant or scholarship aid from private or other sources</li> <li>Do <u>not</u> include PLUS loans or loans made to anyone other than the student</li> </ul>	<ul style="list-style-type: none"> <li>Any time during academic year 2011-12</li> <li>For program reporters, this is the aid year period from July 1, 2011 through June 30, 2012.</li> </ul>

In the fields below, report the number of Group 2 students and the total amount of aid awarded to these students for each type of aid. Enter unduplicated student counts within a category (e.g., Pell grants). However, a student can appear in more than one aid category.

Information from Part A:	Fall 2011
<b>Group 2</b> Full-time, first-time degree/certificate-seeking undergraduates (This number is carried forward from Part A, Line 02)	580
<b>Group 2a</b> Of those in Group 2, those who were awarded any Federal Work Study, loans to students, or grant or scholarship aid from the federal government, state/local government, the institution, or other sources known to the institution (This number is carried forward from Part A, Line 02a)	366
<b>Group 2b</b> Of those in Group 2, those who were awarded any loans to students or grant or scholarship aid from the federal government, state/local government, or the institution (This number is carried forward from Part A, Line 02b)	332
<b>Group 3</b> Of those in Group 2, those who were awarded grant or scholarship aid from the federal government, state/local government, or the institution	273

Aid Type	YOUR PRIOR YEAR DATA				
	Fall 2011				
	Number of Group 2 students who were	Percentage of Group 2 students who	Total amount of aid awarded to Group 2 students	Average amount of aid awarded to	Average amount of aid awarded

		awarded aid	were awarded aid		Group 2 students	to Group 2 students
01.	Grants or scholarships from the federal government, state/local government, or the institution	286	49	1,193,240	4,172	4,326
02.	<u>Federal grants</u>	247	43	1,016,283	4,115	4,372
	02a. Pell grants	246	42	998,326	4,058	4,279
	02b. Other federal grants	8	1	17,957	2,245	988
03.	<u>State/local government grants or scholarships (grants/scholarships/waivers)</u>	99	17	90,619	915	574
04.	<u>Institutional grants or scholarships (scholarships/fellowships)</u>	57	10	86,338	1,515	1,779
05.	<u>Loans to students</u>	88	15	350,148	3,979	
	05a. Federal loans	88	15	350,148	3,979	
	05b. Other loans (including private loans)	0	0	0		

 You may use the space below to provide context for the data you've reported above. These context notes may be posted on the College Navigator website and should be written to be understood by students and parents. For example, institutions may report here other sources of private aid not included in the categories above.

**Part D**

**Part D - Enter Information about Group 3**

Part D includes financial aid information about Group 3. Group 3 students are all full-time, first-time degree/certificate-seeking undergraduate students enrolled in Fall 2011 who paid the in-state or in-district tuition rate and were awarded grant or scholarship aid from the following sources: the federal government, state/local government, or the institution. The information you report in this part will be used in Part F to calculate average institutional net price.

For this part report:

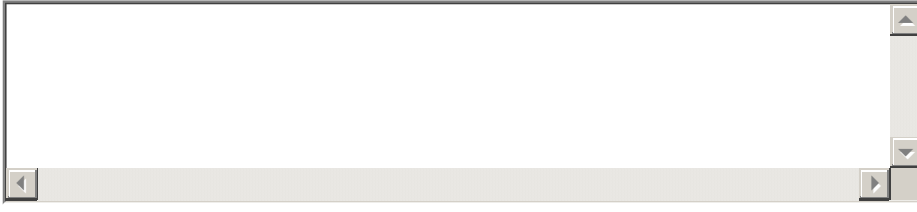
For These Students	The Following Type(s) of Aid	Awarded in This Period
<ul style="list-style-type: none"> <li>Full-time, first-time degree/certificate-seeking undergraduate students enrolled in Fall 2011 who paid the in-state or in-district tuition rate and were awarded grant or scholarship aid from the following sources: the federal government, state/local government, or the institution</li> <li>Do <u>not</u> include students who were awarded only grant or scholarship aid from private or other sources, or students who were awarded only non-grant aid</li> </ul>	<ul style="list-style-type: none"> <li>Grant or scholarship aid from the federal government</li> <li>Grant or scholarship aid from state/local government</li> <li>Grant or scholarship aid from the institution</li> <li>Do <u>not</u> include grant or scholarship aid from private or other sources</li> </ul>	<ul style="list-style-type: none"> <li>Any time during academic year 2011-12</li> </ul>

In the fields below, report the number of Group 3 students with each type of living arrangement and the total amount of grant or scholarship aid from the federal government, state/local government, or the institution awarded to these students.

Information from Part A:		2011-2012	YOUR PRIOR YEAR DATA	YOUR PRIOR YEAR DATA
			2010-2011	2009-2010
<b>Group 3</b> Full-time, first-time degree/certificate-seeking undergraduate students who paid the in-state or in-district tuition rate and were awarded grant or scholarship aid from the following sources: the federal government, state/local government, or the institution (This number is carried forward from Part A, Line 03)		273	317	247
01.	<b>Report the number of Group 3 students with the following living arrangements:</b>	2011-12	YOUR PRIOR YEAR DATA	YOUR PRIOR YEAR DATA
			2010-11	2009-10
	01b. <u>Off-campus (with family)</u>	206	240	177
	01c. <u>Off-campus (not with family)</u>	44	57	49
	01d. Unknown (calculated) This value is calculated using the following formula: [A03-(D01a+D01b+D01c)]	23	20	21
02.	<b>Report the total amount of grant or scholarship aid from the federal government, state/local government, or the institution awarded to Group 3 students</b>	1,122,754	1,374,822	1,060,095
03.	Average grant or scholarship aid from the federal government, state/local government, or the institution awarded to Group 3 students (calculated value).	4,113	4,337	4,292

This value is calculated using the following formula:  
[D02/A03]

You may use the space below to provide context for the data you've reported above.

A large, empty rectangular box with a thin black border. It contains four small, light gray scrollbars: one at the top right, one at the bottom right, one at the bottom left, and one at the top left. The box is currently empty, intended for the user to provide context for the data reported above.



**Part E**

**Part E – Enter Information about Group 4**

Part E includes financial aid information about Group 4. Group 4 students are all full-time, first-time degree/certificate-seeking undergraduate students enrolled in Fall 2011 who paid the in-state or in-district tuition rate and were awarded any Title IV federal student aid, including federal grants or federal student loans. The information you report in this part will be used in Part G to calculate average institutional net price by income level.

For this part, report:

For These Students	The Following Type(s) of Aid	Awarded in This Period
<ul style="list-style-type: none"> <li>Full-time, first-time degree/certificate-seeking undergraduate students enrolled in Fall 2011 who paid the in-state or in-district tuition rate and were awarded any Title IV federal student aid</li> </ul>	<ul style="list-style-type: none"> <li>Grant or scholarship aid from the federal government</li> <li>Grant or scholarship aid from state/local government</li> <li>Grant or scholarship aid from the institution</li> <li>Do <u>not</u> include grant or scholarship aid from private or other sources</li> <li>Do <u>not</u> include loan amounts</li> <li>Do <u>not</u> include Federal Work Study amounts</li> </ul>	<ul style="list-style-type: none"> <li>Any time during academic year 2011-12</li> </ul>

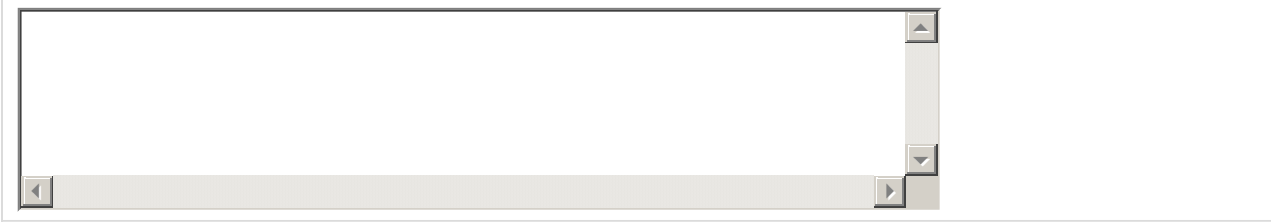
In the fields below, report the number of Group 4 students with each type of living arrangement and the total amount of grant or scholarship aid from the federal government, state/local government, or the institution awarded to these students by income level.

Information from Part A:		2011-12	2010-11	2009-10
<b>Group 4</b> Full-time, first-time degree/certificate-seeking undergraduate students who paid the in-state or in-district tuition rate and were awarded any Title IV federal student aid (This number is carried forward from Part A, Line 04)		286	267	211
01.	Report the number of Group 4 students with the following living arrangements:	2011-12	YOUR PRIOR YEAR DATA	YOUR PRIOR YEAR DATA
			2010-11	2009-10
01b.	<u>Off-campus (with family)</u>	<input type="text" value="238"/>	210	162
01c.	<u>Off-campus (not with family)</u>	<input type="text" value="44"/>	57	49
01d.	Unknown (calculated) This value is calculated using the formula: [A04-(E01a+E01b+E01c)]	4	0	0

2011-12				
	Number of Group 4 students who were awarded any Title IV aid	Number of Group 4 students who were awarded any grant or scholarship aid from the following sources: the federal government, state/local government, or the institution	Total amount of grant or scholarship aid awarded to Group 4 students from the following sources: the federal government, state/local government, or the institution	Average amount of grant or scholarship aid awarded to Group 4 students from the following sources: the federal government, state/local government, or the institution

			Col. 1	Col. 2	Col. 3	Col. 4
<b>02.</b>	<b>Income level</b>					
	<b>02a.</b>	<b>\$0-30,000</b>	<input type="text" value="284"/>	<input type="text" value="235"/>	<input type="text" value="1,054,257"/>	3,712
	<b>02b.</b>	<b>\$30,001-48,000</b>	<input type="text" value="2"/>	<input type="text" value="0"/>	<input type="text" value="0"/>	0
	<b>02c.</b>	<b>\$48,001-75,000</b>	<input type="text"/>	<input type="text"/>	<input type="text"/>	
	<b>02d.</b>	<b>\$75,001-110,000</b>	<input type="text"/>	<input type="text"/>	<input type="text"/>	
	<b>02e.</b>	<b>\$110,001 and more</b>	<input type="text"/>	<input type="text"/>	<input type="text"/>	
	<b>02f.</b>	<b>Total all income levels</b>	286	235	1,054,257	3,686
			<b>2010-11</b>			
			<b>Col. 1</b>	<b>Col. 2</b>	<b>Col. 3</b>	<b>Col. 4</b>
<b>03.</b>	<b>Income level</b>					
	<b>03a.</b>	<b>\$0-30,000</b>	150	150	820,063	5,467
	<b>03b.</b>	<b>\$30,001-48,000</b>	59	59	265,623	4,502
	<b>03c.</b>	<b>\$48,001-75,000</b>	49	49	167,739	3,423
	<b>03d.</b>	<b>\$75,001-110,000</b>	9	8	29,145	3,238
	<b>03e.</b>	<b>\$110,001 and more</b>	0	0	0	
	<b>03f.</b>	<b>Total all income levels</b>	267	266	1,282,570	4,804
			<b>2009-10</b>			
			<b>Col. 1</b>	<b>Col. 2</b>	<b>Col. 3</b>	<b>Col. 4</b>
<b>04.</b>	<b>Income level</b>					
	<b>04a.</b>	<b>\$0-30,000</b>	135	135	716,392	5,307
	<b>04b.</b>	<b>\$30,001-48,000</b>	49	49	198,979	4,061
	<b>04c.</b>	<b>\$48,001-75,000</b>	27	26	72,190	2,674
	<b>04d.</b>	<b>\$75,001-110,000</b>	0	0	0	
	<b>04e.</b>	<b>\$110,001 and more</b>	0	0	0	
	<b>04f.</b>	<b>Total all income levels</b>	211	210	987,561	4,680

You may use the space below to provide context for the data you've reported above.



Institution: Lord Fairfax Community College (232575)

User ID: P2325751

**Part F**

**Part F – Net Price Calculation for Group 3**


The following net price calculation is based on information that your institution reported in the Institutional Characteristics component and the Student Financial Aid component. For more information about the data your institution reported in the Institutional Characteristics component, please contact your institution's IPEDS Keyholder.

		2011-12	YOUR PRIOR YEAR DATA	YOUR PRIOR YEAR DATA
			2010-11	2009-10
<b>Components of cost of attendance</b>				
01.	Published tuition and required fees (lower of in-district or in-state)	3,660	3,300	2,844
02.	Books and supplies	1,600	1,600	1,545
03.	<b>Room and board and other expenses by living arrangement</b>			
03b.	<u>Off-campus (with family)</u>	3,800	4,460	4,632
03c.	<u>Off-campus (not with family)</u>	10,100	10,260	10,503
04.	<b>Number of Group 3 students by living arrangement</b>			
04b.	<u>Off-campus (with family)</u>	206	240	177
04c.	<u>Off-campus (not with family)</u>	44	57	49
04d.	Unknown	23	20	21
05.	<b>Weighted average for room and board and other expenses by living arrangement (excluding unknown values)</b> See instructions for the formula for this calculation	4,909	5,573	5,905
06.	<b>Total cost of attendance</b> This value is calculated using the following formula: [F01+F02+F05]	10,169	10,473	10,294
07.	<b>Average amount of grant or scholarship aid awarded to Group 3 students from the following sources: the federal government, state/local government, and the institution</b>	4,113	4,337	4,292
08.	<b>Average institutional net price for Group 3 students</b> This value is calculated using the following formula: [F06-F07]	6,056	6,136	6,002

As required by the Higher Education Opportunity Act of 2008, these amounts will be posted on the U.S. Department of Education's College Navigator website and used in the U.S. Department of Education's College Affordability and Transparency Lists.

**Do you wish to provide additional context notes?**

Yes  No

 You may use the space below to provide context for these data. These context notes may be posted on the College Navigator website and should be written to be understood by students and parents.

Institution: Lord Fairfax Community College (232575)

User ID: P2325751

**Part G****Part G – Net Price Calculation for Group 4**


The following net price calculation is based on information that your institution reported in the Institutional Characteristics component and the Student Financial Aid component. For more information about the data your institution reported in the Institutional Characteristics component, please contact your institution's IPEDS Keyholder.


		2011-12	YOUR PRIOR YEAR DATA	YOUR PRIOR YEAR DATA
			2010-11	2009-10
<b>Components of cost of attendance</b>				
01.	Published tuition and required fees (lower of in-district or in-state)	3,660	3,300	2,844
02.	Books and supplies	1,600	1,600	1,545
03.	<b>Room and board and other expenses by living arrangement</b>			
03b.	<u>Off-campus (with family)</u>	3,800	4,460	4,632
03c.	<u>Off-campus (not with family)</u>	10,100	10,260	10,503
04.	<b>Number of Group 4 students by living arrangement</b>			
04b.	<u>Off-campus (with family)</u>	238	210	162
04c.	<u>Off-campus (not with family)</u>	44	57	49
04d.	Unknown	4	0	0
05.	<b>Weighted average for room and board and other expenses by living arrangement (excluding unknown values)</b> See instructions for the formula for this calculation	4,783	5,698	5,995
06.	<b>Total cost of attendance by income level</b> This value is calculated using the following formula: [G01+G02+G05]	10,043	10,598	10,384
07.	<b>Average amount of grant or scholarship aid awarded to Group 4 students from the following sources: the federal government, state/local government, and the institution</b>	3,686	4,804	4,680
07a.	<b>\$0-30,000</b>	3,712	5,467	5,307
07b.	<b>\$30,001-48,000</b>	0	4,502	4,061
07c.	<b>\$48,001-75,000</b>		3,423	2,674
07d.	<b>\$75,001-110,000</b>		3,238	
07e.	<b>\$110,001 and more</b>			
08.	<b>Average institutional net price for Group 4 students</b> This value is calculated using the following formula: [G06-G07]			
08a.	<b>\$0-30,000</b>	6,331	5,131	5,077
08b.	<b>\$30,001-48,000</b>	10,043	6,096	6,323
08c.	<b>\$48,001-75,000</b>		7,175	7,710
08d.	<b>\$75,001-110,000</b>		7,360	
08e.	<b>\$110,001 and more</b>			

As required by the Higher Education Opportunity Act of 2008, these amounts will be posted on the U.S. Department of Education's College Navigator website.

**Do you wish to provide additional context notes?**

Yes  No

 You may use the space below to provide context for these data. These context notes may be posted on the College Navigator website and should be written to be understood by students and parents.



Institution: Lord Fairfax Community College (232575)

User ID: P2325751

**Prepared by**

<b>This survey component was prepared by:</b>										
<input type="radio"/>	Keyholder	<input type="radio"/>	SFA Contact	<input type="radio"/>	HR Contact	<input type="radio"/>	Finance Contact	<input type="radio"/>	Other	
Name:	<input type="text"/>									
Email:	<input type="text"/>									
How long did it take to prepare this survey component?										
	<input type="text"/>	hours	<input type="text"/>	minutes						
<p>The name of the preparer is being collected so that we can follow up with the appropriate person in the event that there are questions concerning the data. The Keyholder will be copied on all email correspondence to other preparers.</p> <p>The time it took to prepare this component is being collected so that we can continue to improve our estimate of the reporting burden associated with IPEDS. Please include in your estimate the time it took for you to review instructions, query and search data sources, complete and review the component, and submit the data through the Data Collection System.</p> <p>Thank you for your assistance.</p>										

Institution: Lord Fairfax Community College (232575)

User ID: P2325751

**Summary****IPEDS Student Financial Aid (SFA) Survey Summary**

IPEDS collects important information regarding your institution. All data reported in IPEDS survey components become available in the IPEDS Data Center and appear as aggregated data in various Department of Education reports. Additionally, some of the reported data appears specifically for your institution through the College Navigator website and is included in your institution's Data Feedback Report (DFR). The purpose of this summary is to provide you an opportunity to view some of the data that, when accepted through the IPEDS quality control process, will appear on the College Navigator website and/or your DFR. College Navigator is updated approximately three months after the data collection period closes and Data Feedback Reports will be available through the ExPT and sent to your institution's CEO in November 2013.

Please review your data for accuracy. If you have questions about the data displayed below after reviewing the data reported on the survey screens, please contact the IPEDS Help Desk at: 1-877-225-2568 or [ipedshelp@rti.org](mailto:ipedshelp@rti.org).

Total grant aid received by all undergraduate students		\$7,886,536
Number of undergraduate students who received a Pell Grant		2,122
Percentage of FTFT students receiving any financial aid		63%
	Percentage of FTFT students receiving grant aid by type	Average amount of grant aid received by type
Total	49%	\$4,172
Federal Government	43%	\$4,115
Pell	42%	\$4,058
Other Federal	1%	\$2,245
State/Local Government	17%	\$915
Institutional	10%	\$1,515
	Percentage of FTFT students receiving loans by type	Average amount of loans received by type
Total	15%	\$3,979
Federal	15%	\$3,979
Non-federal	0%	N/A
Average net price for FTFT students who receive grant aid		\$6,056
Average net price for FTFT students who receive Title IV federal student aid		
\$0 – 30,000		\$6,331
\$30,001 – 48,000		\$10,043
\$48,001 – 75,000		N/A
\$75,001 – 110,000		N/A
\$110,001 and more		N/A



Institution: Lord Fairfax Community College (232575)

User ID: P2325751

Edit Report

**Student Financial Aid**

**Lord Fairfax Community College (232575)**

Source	Description	Severity	Resolved	Options
--------	-------------	----------	----------	---------

**Screen: Part C, Page 2 - Enter Information about Group 2**

Upload File	The average amount of this type of aid awarded to Group 2 students (2,245) is outside the expected range of between 791 and 1,185 when compared with the prior year value. Please check the number of students and the total amount of aid awarded to these students, and fix or explain the discrepant values. (Error #7147)	Explanation	Yes	
Reason:	Additional funding was available this year from HRSE federal grants and the On Ramp program. Fewer students were eligible for these and the average award was therefore higher.			
Upload File	The average amount of this type of aid awarded to Group 2 students (915) is outside the expected range of between 460 and 688 when compared with the prior year value. Please check the number of students and the total amount of aid awarded to these students, and fix or explain the discrepant values. (Error #7147)	Explanation	Yes	
Reason:	There is a higher average of state and local aid per student due to a state aid allocation increase (i.e., VSFAP). There was also a packaging shift which was made to better meet the needs of low and middle class students. This shift resulted in fewer students receiving higher awards.			