

Graduation Rates 2016-17

Institution: Lord Fairfax Community College (232575)

User ID: P2325752


Overview

Graduation Rates Overview

Welcome to the IPEDS Graduation Rates (GR) survey component. The GR component collects data on the cohort of full-time, first-time degree/certificate-seeking undergraduate students and tracks their completion status at 150% of the normal time to complete all requirements of their program of study. This information is collected to assist institutions in complying with the requirements of the Student Right-to-Know Act.

Data Reporting Reminders

Once a student is in the cohort, they remain in the cohort, even if their status changes to part-time or they drop out or transfer out of the institution. However, adjustments can be made to the cohort for allowable exclusions, which include the death of a student, permanent disability, military deployment, or service on an official church mission or with a foreign aid service of the Federal government.

 When reporting award levels for sub-baccalaureate certificates, determine program length by the number of credit or contact hours, NOT the academic year length in parentheses. The academic year length is meant only to provide context.

Changes to This Year's Graduation Rates Component:

- IPEDS will collect the HEA, as amended, required graduation rate for Pell recipients and recipients of a subsidized Stafford Loan who did not receive a Pell Grant.

Resources:

The survey materials package for this component can be downloaded using the following link: [Survey Materials](#)

To access your prior year data submission for this component: [Reported Data](#)

If you have questions about completing this survey, please contact the **IPEDS Help Desk at 1-877-225-2568**.

Institution: Lord Fairfax Community College (232575)

User ID: P2325752

Establishing cohort

Based on your institution's response to the predominant calendar system question (B3) on the Institutional Characteristics Header survey component from the IPEDS Fall 2016 data collection, your institution must report graduation rates data using a:

Fall Cohort

A fall cohort is used by institutions with standard academic terms (semester, trimester, quarter, 4-1-4). A full-year cohort is used by institutions offering primarily occupational/vocational programs and operating on a continuous basis.

Cohort of full-time, first-time degree/certificate-seeking undergraduate students

- Report Hispanic/Latino individuals of any race as Hispanic/Latino
- Report race for non-Hispanic/Latino individuals only

Please review the data in the initial cohort column and re-enter the cohort data making any necessary corrections for omissions, erroneous reporting, or where better information regarding race/ethnicity or gender is available. Institutions must continue to report using the new race/ethnicity categories. For information and assistance with this, please visit the [IPEDS Race/Ethnicity Information Center](#).

Men

Screen 1 of 5	Cohort year 2013	
	<u>Initial cohort</u>	<u>Revised cohort</u>
<u>Nonresident alien</u>	3	<input type="text" value="3"/>
<u>Hispanic/Latino</u>	27	<input type="text" value="27"/>
<u>American Indian or Alaska Native</u>	1	<input type="text" value="1"/>
<u>Asian</u>	6	<input type="text" value="6"/>
<u>Black or African American</u>	16	<input type="text" value="16"/>
<u>Native Hawaiian or Other Pacific Islander</u>	1	<input type="text" value="1"/>
<u>White</u>	195	<input type="text" value="195"/>
Two or more races	9	<input type="text" value="9"/>
<u>Race and ethnicity unknown</u>	0	<input type="text" value="0"/>
Total men	258	258

Women

Screen 1 of 5	Cohort year 2013	
	<u>Initial cohort</u>	<u>Revised cohort</u>
<u>Nonresident alien</u>	1	<input type="text" value="1"/>
<u>Hispanic/Latino</u>	27	<input type="text" value="27"/>

<u>American Indian or Alaska Native</u>	1	<input type="text" value="1"/>
<u>Asian</u>	6	<input type="text" value="6"/>
<u>Black or African American</u>	14	<input type="text" value="14"/>
<u>Native Hawaiian or Other Pacific Islander</u>	0	<input type="text" value="0"/>
<u>White</u>	262	<input type="text" value="262"/>
Two or more races	14	<input type="text" value="14"/>
<u>Race and ethnicity unknown</u>	0	<input type="text" value="0"/>
Total women	325	325
Total men + women	583	583

Institution: Lord Fairfax Community College (232575)

User ID: P2325752

Completers within 150%**Cohort of full-time, first-time degree/certificate-seeking undergraduate students**

In the columns below, report the status of the 2013 cohort of full-time, first-time degree/certificate-seeking undergraduate students listed in Column 10. Those who completed their program within 150% of normal time as of August 31, 2016 should be reported in either Column 11 or 12, depending on the length of the program completed.

- Report Hispanic/Latino individuals of any race as Hispanic/Latino
- Report race for non-Hispanic/Latino individuals only

Men

Screen 2 of 5

Cohort year 2013

	Cohort	Cohort students who completed their program within 150% of normal time to completion		Total completers within 150%
		Completors of programs of less than 2 academic yrs (or equivalent)	Completors of programs of at least 2 but less than 4 academic yrs (or equivalent)	
		(Column 10)	(Column 11)	
Nonresident alien	3	<input type="text" value="0"/>	<input type="text" value="0"/>	0
Hispanic/Latino	27	<input type="text" value="3"/>	<input type="text" value="4"/>	7
American Indian or Alaska Native	1	<input type="text" value="0"/>	<input type="text" value="0"/>	0
Asian	6	<input type="text" value="0"/>	<input type="text" value="3"/>	3
Black or African American	16	<input type="text" value="0"/>	<input type="text" value="2"/>	2
Native Hawaiian or Other Pacific Islander	1	<input type="text" value="1"/>	<input type="text" value="0"/>	1
White	195	<input type="text" value="15"/>	<input type="text" value="52"/>	67
Two or more races	9	<input type="text" value="0"/>	<input type="text" value="3"/>	3
Race and ethnicity unknown	0	<input type="text" value="0"/>	<input type="text" value="0"/>	0
Total men	258	19	64	83

Women

Screen 2 of 5

Cohort year 2013

	Cohort	Cohort students who completed their program within 150% of normal time to completion		Total completers within 150%
		Completors of programs of less than 2 academic yrs (or equivalent)	Completors of programs of at least 2 but less than 4 academic yrs (or equivalent)	
		(Column 10)	(Column 11)	

<u>Nonresident alien</u>	1	<input type="text" value="0"/>	<input type="text" value="1"/>	1
<u>Hispanic/Latino</u>	27	<input type="text" value="2"/>	<input type="text" value="6"/>	8
<u>American Indian or Alaska Native</u>	1	<input type="text" value="0"/>	<input type="text" value="0"/>	0
<u>Asian</u>	6	<input type="text" value="1"/>	<input type="text" value="1"/>	2
<u>Black or African American</u>	14	<input type="text" value="2"/>	<input type="text" value="2"/>	4
<u>Native Hawaiian or Other Pacific Islander</u>	0	<input type="text" value="0"/>	<input type="text" value="0"/>	0
<u>White</u>	262	<input type="text" value="23"/>	<input type="text" value="82"/>	105
<u>Two or more races</u>	14	<input type="text" value="2"/>	<input type="text" value="2"/>	4
<u>Race and ethnicity unknown</u>	0	<input type="text" value="0"/>	<input type="text" value="0"/>	0
Total women	325	30	94	124
Total men + women	583	49	158	207

Institution: Lord Fairfax Community College (232575)

User ID: P2325752

Transfers/exclusions

- In the columns below, report the status of those students in the 2013 cohort of full-time, first-time degree/certificate-seeking undergraduate students listed in Column 10 who did not complete a program as of August 31, 2016.
- Report transfers-out who did not complete a program in Column 30. If the mission of your institution includes providing substantial preparation for students to enroll in another eligible institution WITHOUT having completed a program, you must report transfer-out data in Column 30. A school is required to report only on those students that the school knows have transferred to another eligible institution. A school must document that the student actually transferred. If it is not part of your mission, you may report transfer-out data if you wish.
- Report eligible exclusions from the cohort in Column 45. The ONLY allowable categories for this column are:
 - students who died or became permanently disabled
 - students who left school to serve in the armed forces (or have been called up to active duty)
 - students who left school to serve with a foreign aid service of the Federal Government
 - students who left school to serve on an official church mission
- Column 52 [No longer enrolled] will be calculated for you. This includes students who have dropped out as well as those who completed in greater than 150% of normal time.
- If you do not have any values to report in either Column 30, 45, or 51, you must enter at least one zero in a field on this screen to continue.

Cohort of full-time, first-time degree/certificate-seeking undergraduate students

- Report Hispanic/Latino individuals of any race as Hispanic/Latino
- Report race for non-Hispanic/Latino individuals only

Men

Screen 3 of 5	Cohort year 2013					
	Cohort	Total completers within 150%	Total transfer-out students	Total exclusions	Still enrolled	No longer enrolled
	(Column 10)	(Column 29)	(Column 30)	(Column 45)	(Column 51)	(Column 52)
<u>Nonresident alien</u>	3	0	<input type="text" value="0"/>	<input type="text"/>	<input type="text" value="2"/>	1
<u>Hispanic/Latino</u>	27	7	<input type="text" value="5"/>	<input type="text"/>	<input type="text" value="3"/>	12
<u>American Indian or Alaska Native</u>	1	0	<input type="text" value="0"/>	<input type="text"/>	<input type="text" value="0"/>	1
<u>Asian</u>	6	3	<input type="text" value="1"/>	<input type="text"/>	<input type="text" value="1"/>	1
<u>Black or African American</u>	16	2	<input type="text" value="1"/>	<input type="text"/>	<input type="text" value="0"/>	13
<u>Native Hawaiian or Other Pacific Islander</u>	1	1	<input type="text" value="0"/>	<input type="text"/>	<input type="text" value="0"/>	0
<u>White</u>	195	67	<input type="text" value="16"/>	<input type="text"/>	<input type="text" value="9"/>	103
<u>Two or more races</u>	9	3	<input type="text" value="0"/>	<input type="text"/>	<input type="text" value="0"/>	6
<u>Race and ethnicity unknown</u>	0	0	<input type="text" value="0"/>	<input type="text"/>	<input type="text" value="0"/>	0
Total men	258	83	23	0	15	137

Women

Screen 3 of 5	Cohort year 2013					
	Cohort	Total completers within 150%	Total transfer-out students	Total exclusions	Still enrolled	No longer enrolled
	(Column 10)	(Column 29)	(Column 30)	(Column 45)	(Column 51)	(Column 52)
<u>Nonresident alien</u>	1	1	0		0	0
<u>Hispanic/Latino</u>	27	8	3		2	14
<u>American Indian or Alaska Native</u>	1	0	0		1	0
<u>Asian</u>	6	2	0		1	3
<u>Black or African American</u>	14	4	3		2	5
<u>Native Hawaiian or Other Pacific Islander</u>	0	0	0		0	0
<u>White</u>	262	105	35		22	100
<u>Two or more races</u>	14	4	2		0	8
<u>Race and ethnicity unknown</u>	0	0	0		0	0
Total women	325	124	43	0	28	130
Total men + women	583	207	66	0	43	267
Total in prior year (men and women)	525		51			



Institution: Lord Fairfax Community College (232575)

User ID: P2325752

Completers within 100%

- In the columns below, report the status of those students in the 2013 cohort of full-time, first-time degree/certificate-seeking undergraduate students who completed their program within 100% of normal time to completion.
- Those who completed their program within 100% of normal time should be reported in either Column 55 or 56, depending on the length of the program completed.

Cohort of full-time, first-time degree/certificate-seeking undergraduate students

Screen 4 of 5	<u>Cohort year 2013</u>				
	<u>Revised cohort</u>	<u>Exclusions</u>	Cohort students who completed their program within 100% of <u>normal time to completion</u>		Total completers within 100% (Column 55 + 56)
			 Completers of programs of less than 2 academic yrs (or equivalent)	 Completers of programs of at least 2 but less than 4 academic yrs (or equivalent)	
			(Column 55)	(Column 56)	(Column 57)
Total men + women	583	0	<input type="text" value="15"/>	<input type="text" value="106"/>	121

Institution: Lord Fairfax Community College (232575)

User ID: P2325752

Pell recipients and recipients of a subsidized Stafford Loan who did not receive a Pell Grant

For each subcohort, report the number of students in the cohort, total exclusions for the cohort, and the number of students that completed a certificate or degree within 150% of normal time to completion.

- Recipients of a Pell Grant and Recipients of a Subsidized Stafford Loan that did not receive a Pell Grant are **mutually exclusive**, that is, if a student is in one cohort, they cannot be in the other cohort.
 - The total of these 2 subcohorts must be less than the full-time, first-time, degree/certificate-seeking cohort

Cohort of full-time, first-time degree/certificate-seeking undergraduate students

Screen 5 of 5	Cohort year 2013		
	Number of students in cohort	Total <u>exclusions</u>	<u>Number of students that completed within 150% of normal time to completion</u>
	(Column 10)	(Column 45)	(Column 29)
Full-time, first-time, degree/certificate-seeking cohort	583	0	207
Recipients of a Pell Grant	<input type="text" value="258"/>	<input type="text" value="0"/>	<input type="text" value="60"/>
Recipients of a Subsidized Stafford Loan that did not receive a Pell Grant	<input type="text" value="27"/>	<input type="text" value="0"/>	<input type="text" value="10"/>
Did not receive either a Pell Grant or Subsidized Stafford Loan	298	0	137

Institution: Lord Fairfax Community College (232575)

User ID: P2325752


Graduation and transfer-out rates**Calculation of graduation and transfer-out rates**

Screen 1 of 2	Cohort year 2013	
	Graduation rate	Transfer-out rate
Overall Rates (will be displayed on College Navigator)	36	11
Men	32	9
Women	38	13

Do you wish to provide additional context notes?

No

Yes

 Note that certain information from these worksheets will be displayed on College Navigator, as noted. You may use the space below to provide context for these data. These context notes will be posted on the College Navigator website, and should be written to be understood by students and parents.

Institution: Lord Fairfax Community College (232575)

User ID: P2325752

4-year average rates

4-year average rates					
Screen 2 of 2					
Men					
	2010	2011	2012	2013	4-year Total
<u>Adjusted cohort</u>	299	261	249	258	1,067
Total <u>completers within 150%</u>	81	86	98	83	348
Total <u>transfer-out students</u>	27	21	22	23	93
Women					
	2010	2011	2012	2013	4-year Total
<u>Adjusted cohort</u>	315	319	276	325	1,235
Total <u>completers within 150%</u>	121	118	111	124	474
Total <u>transfer-out students</u>	24	25	29	43	121
Total (men and women)					
	2010	2011	2012	2013	4-year Total
<u>Adjusted cohort</u>	614	580	525	583	2,302
Total <u>completers within 150%</u>	202	204	209	207	822
Total <u>transfer-out students</u>	51	46	51	66	214
4-year average Student Right-to-Know Completion or Graduation Rate Calculation					36
(Total Completers within 150% / Adjusted Cohort)					
4-year average Student Right-to-Know Transfer-out Rate Calculation					9
(Total Transfer-out Students / Adjusted Cohort)					

Institution: Lord Fairfax Community College (232575)

User ID: P2325752

Prepared by**This survey component was prepared by:**

<input checked="" type="radio"/>	Keyholder	<input type="radio"/>	SFA Contact	<input type="radio"/>	HR Contact
<input type="radio"/>	Finance Contact	<input type="radio"/>	Academic Library Contact	<input type="radio"/>	Other

Name: Email:

How long did it take to prepare this survey component?

hours

 minutes

The name of the preparer is being collected so that we can follow up with the appropriate person in the event that there are questions concerning the data. The Keyholder will be copied on all email correspondence to other preparers.

The time it took to prepare this component is being collected so that we can continue to improve our estimate of the reporting burden associated with IPEDS. Please include in your estimate the time it took for you to review instructions, query and search data sources, complete and review the component, and submit the data through the Data Collection System.

Thank you for your assistance.

Institution: Lord Fairfax Community College (232575)

User ID: P2325752

Summary**2016 IPEDS Graduation Rate Component Data Summary**

IPEDS collects important information regarding your institution. All data reported in IPEDS survey components become available in the IPEDS Data Center and appear as aggregated data in various Department of Education reports. Additionally, some of the reported data appears specifically for your institution through the College Navigator website and is included in your institution's Data Feedback Report (DFR). The purpose of this summary is to provide you an opportunity to view some of the data that, when accepted through the IPEDS quality control process, will appear on the College Navigator website and/or your DFR. College Navigator is updated approximately three months after the data collection period closes and Data Feedback Reports will be available through the [Data Center](#) and sent to your institution's CEO in November 2016.

Please review your data for accuracy. If you have questions about the data displayed below after reviewing the data reported on the survey screens, please contact the IPEDS Help Desk at: 1-877-225-2568 or ipedshelp@rti.org.

Overall Graduation Rate	
Graduation Rate	36%
Total number of students in the Adjusted Cohort	583
Total number of completers within 150% of normal time	207

Overall Transfer-out Rate	
Transfer-out Rate	11%
Total number of students in the Adjusted Cohort	583
Total number of transfers-out within 150% of normal time	66

Institution: Lord Fairfax Community College (232575)

User ID: P2325752

[Edit Report](#)**Graduation Rates****Lord Fairfax Community College (232575)**

There are no errors for the selected survey and institution.