



LFCC Graduating Student Survey

2020-21

Response Rates by Gender

	Graduates	Grads %	Respondents	Survey %	Resp Rate
Female	857	67.1%	389	70.7%	45.4%
Male	413	32.3%	155	28.2%	37.5%
Unknown	7	0.5%	6	1.1%	na
Total	1,277	100.0%	550	100.0%	43.1%

Graduation data for 2020-21 are preliminary. Survey Monkey results include students without verified awards.

Response Rates by Race/Ethnicity

	Graduates	Grads %	Respondents	Survey %	Resp Rate
White	964	75.5%	415	75.5%	43.0%
African American	40	3.1%	21	3.8%	52.5%
Hispanic	136	10.6%	69	12.5%	50.7%
Asian	24	1.9%	8	1.5%	33.3%
Native American	1	0.1%	1	0.2%	100.0%
Hawaii/Pac. Islander	3	0.2%	1	0.2%	33.3%
Multiple	43	3.4%	18	3.3%	41.9%
Missing/Unknown	66	5.2%	17	3.1%	25.8%
Total	1,277	100.0%	550	100.0%	43.1%

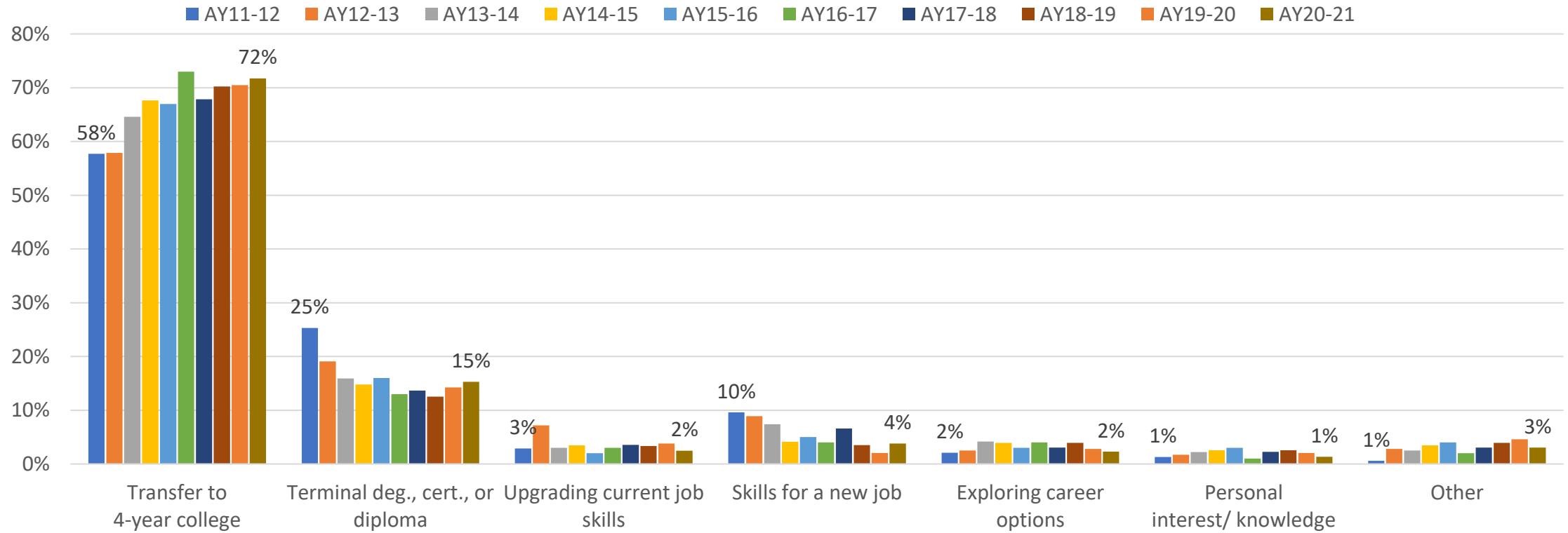
Graduation data for 2020-21 are preliminary. Survey Monkey results include students without verified awards.

Response Rates by Award

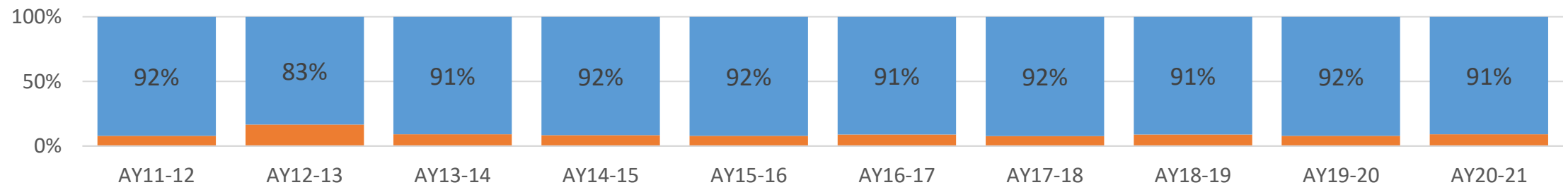
	Graduates	Grads %	Respondents	Survey %	Resp Rate
AA&S	499	31.8%	246	36.9%	49.3%
AAS	204	13.0%	142	21.3%	69.6%
AS	184	11.7%	82	12.3%	44.6%
CERT	388	24.7%	114	17.1%	29.4%
CSC	294	18.7%	82	12.3%	27.9%
Total	1,569	100.0%	666	100.0%	45.0%

Graduation data for 2020-21 are preliminary. Survey Monkey results include students without verified awards.

What Was Your Primary Goal in Enrolling at LFCC?

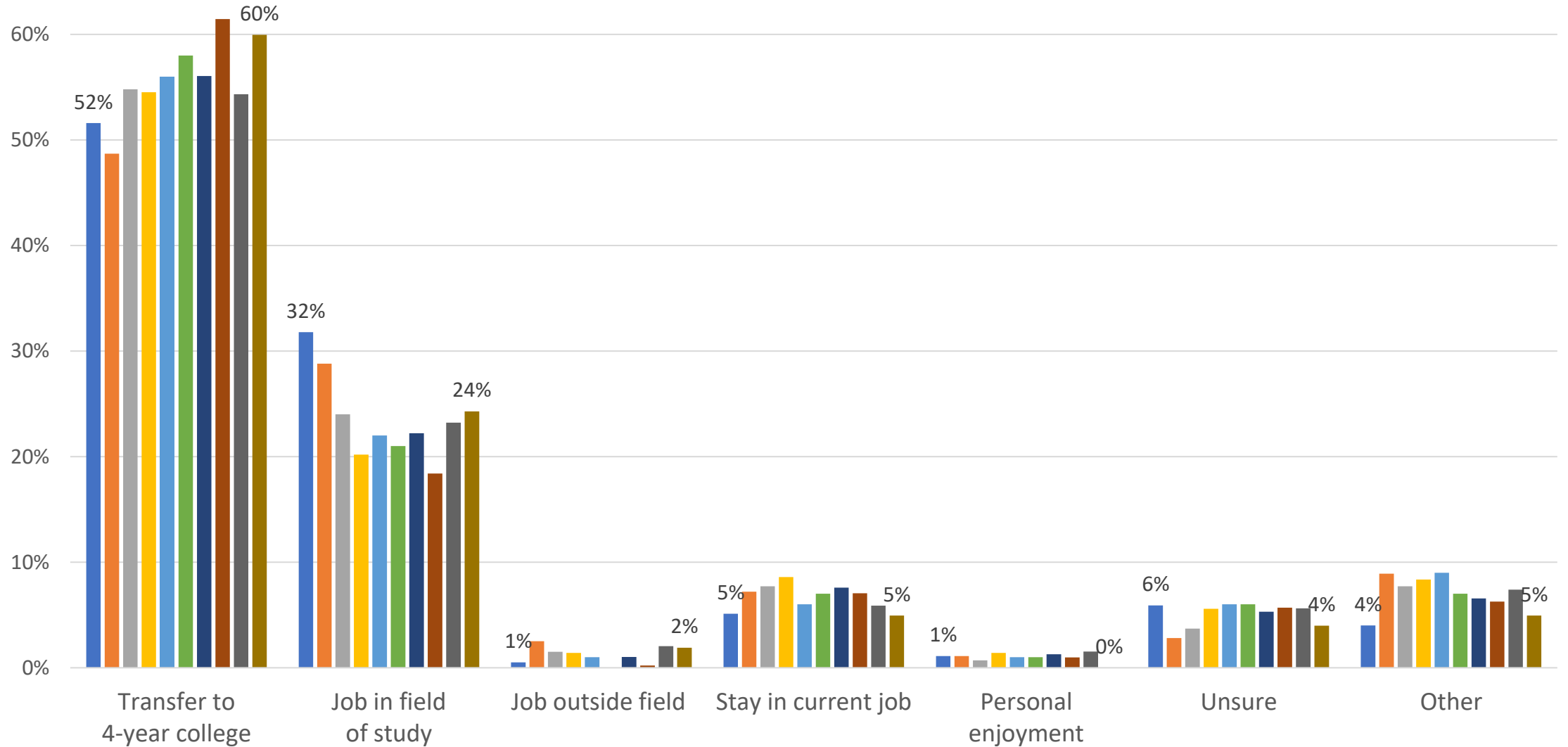


Have You Achieved Your Primary Goal?

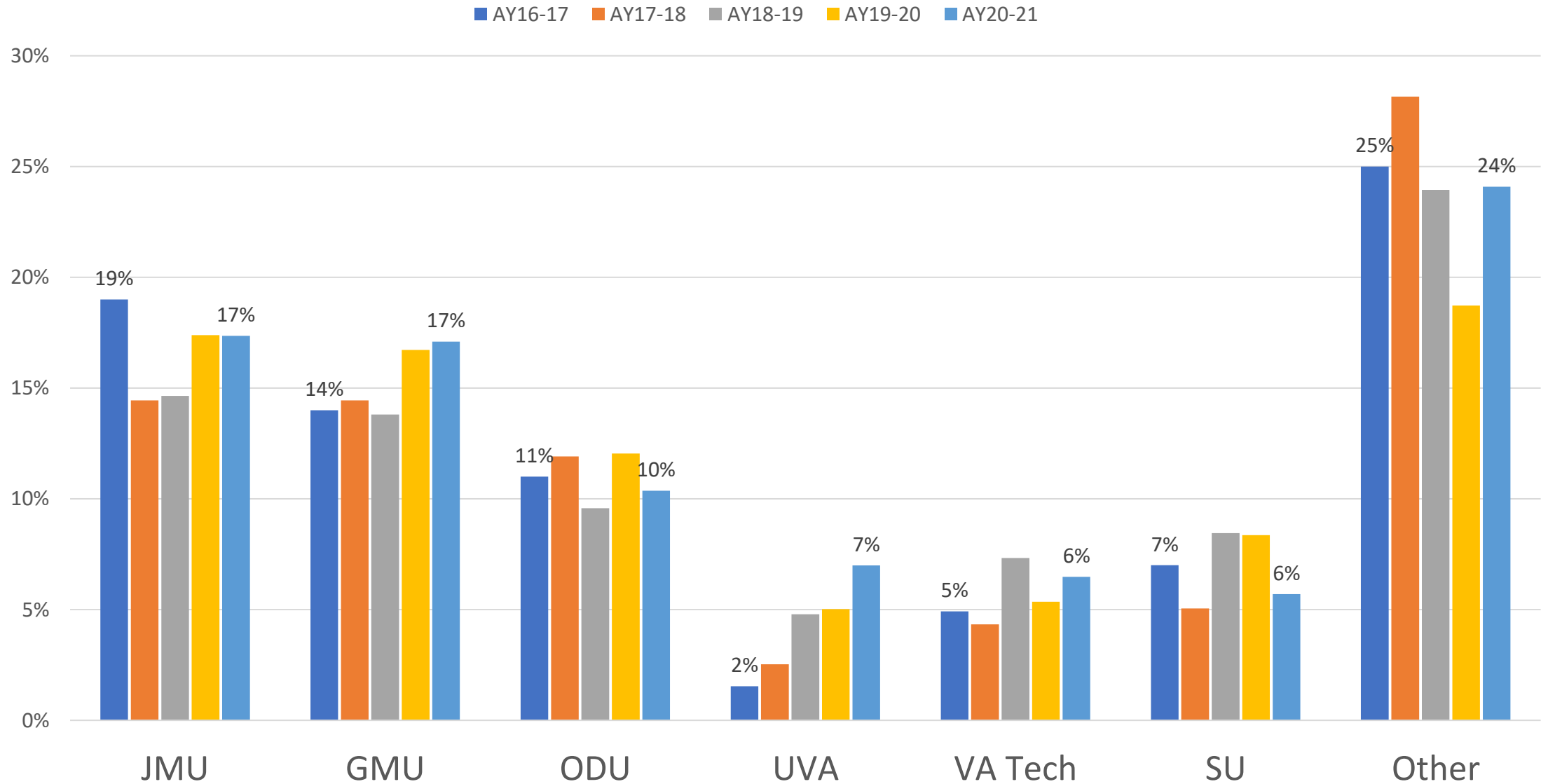


After Graduating from LFCC, What is Your Next Step?

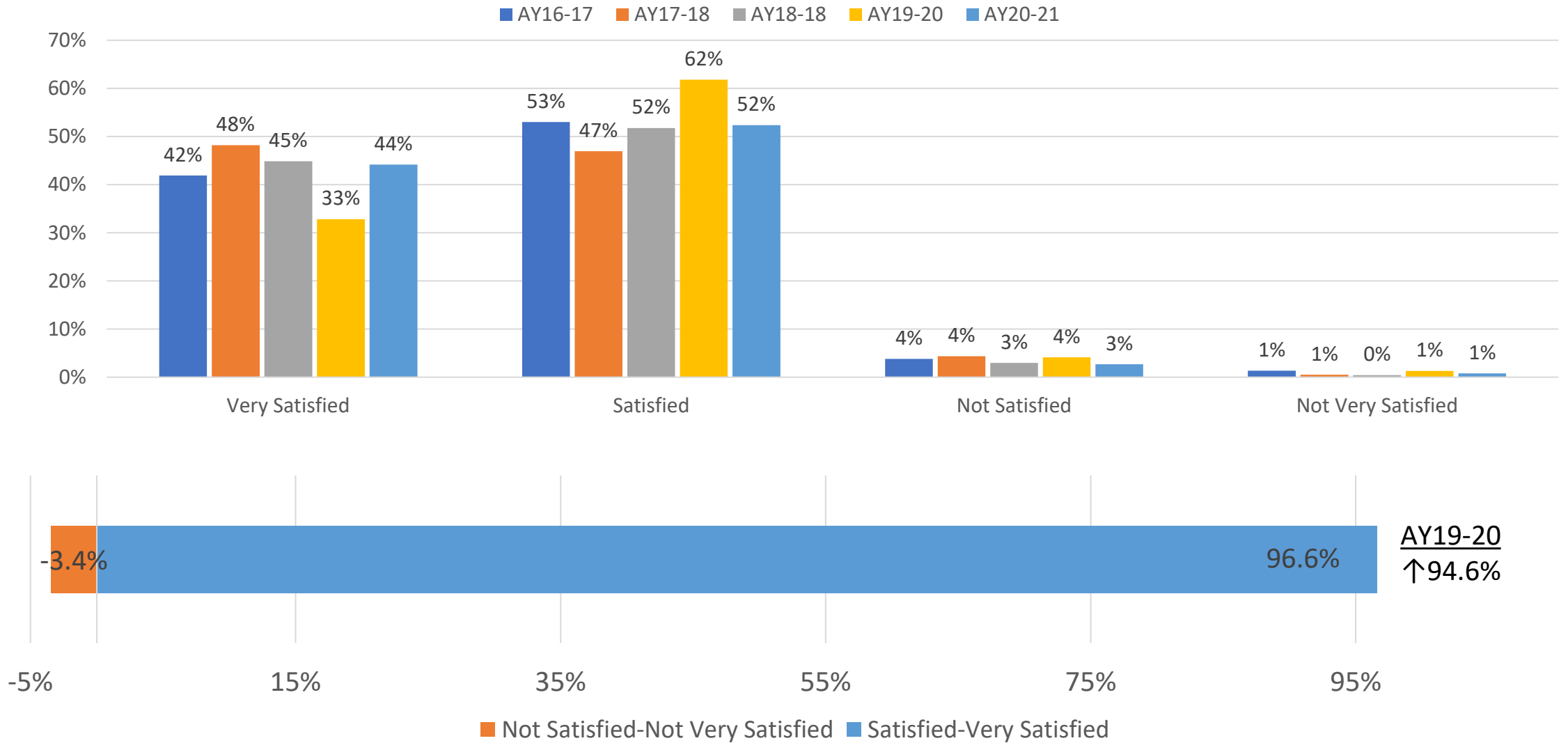
AY11-12 AY12-13 AY13-14 AY14-15 AY15-16 AY16-17 AY17-18 AY18-19 AY19-20 AY20-21



If Transferring, Where Do You Plan to Attend?

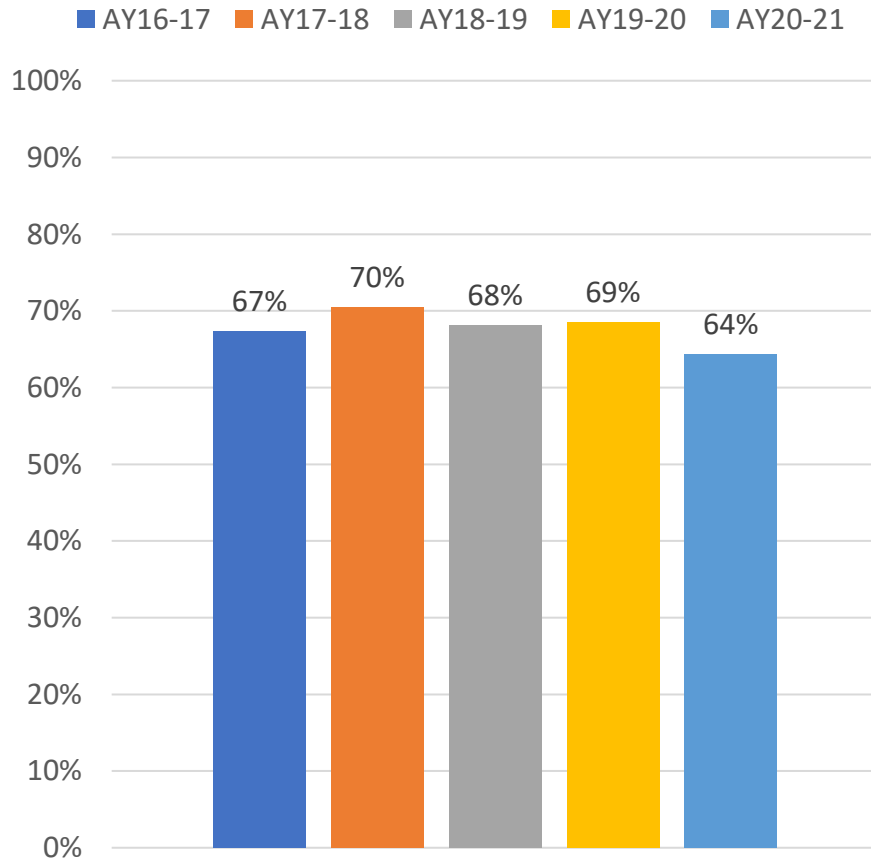


How Satisfied Are You That LFCC Prepared You for Employment/Transfer to a Four-Year College?

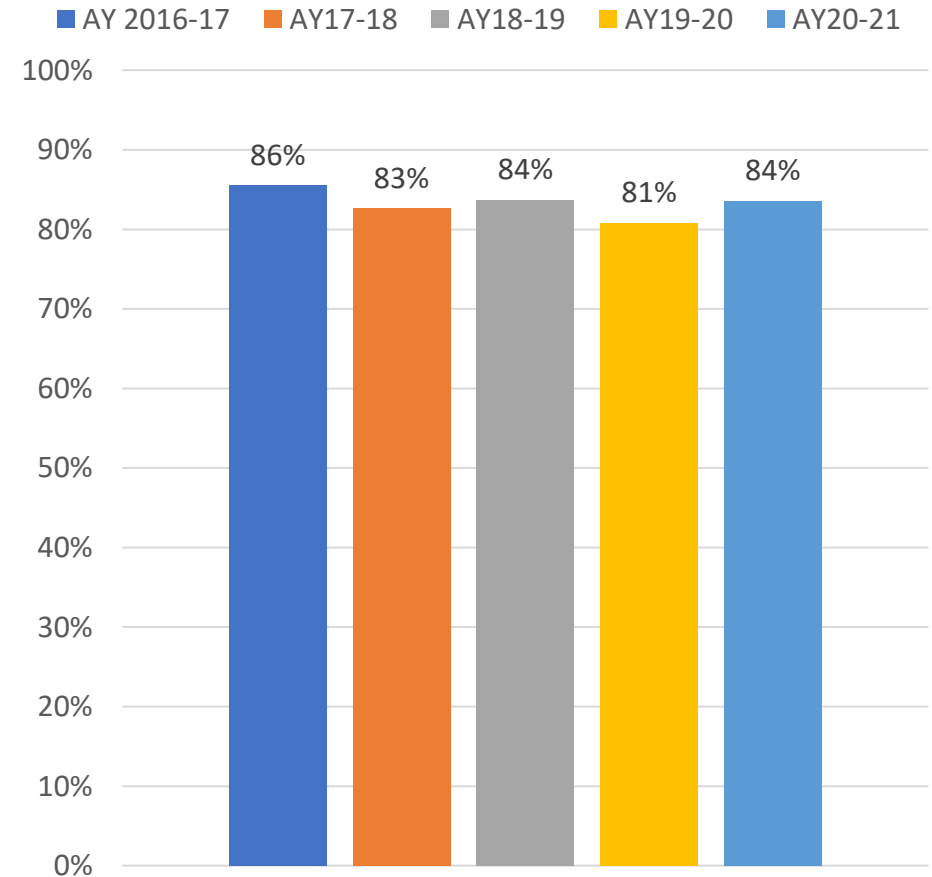


Do You Expect to Get a Job or Admission to the College of Your Choice Within 6 Months?

Expect to get a job in major field

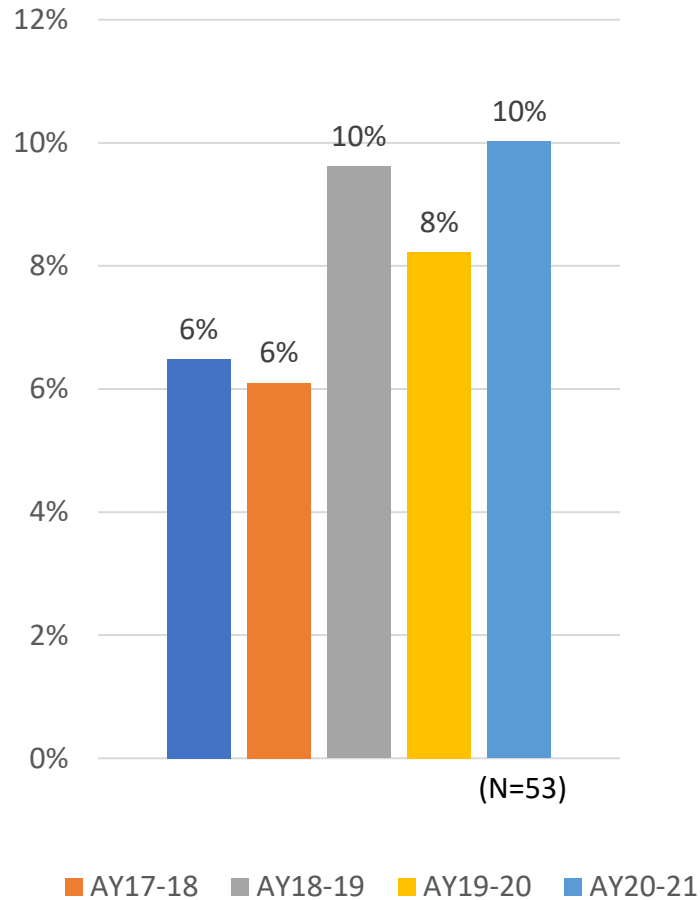


Expect admission to desired college



Sample of Industry Credentials Earned by 2020-21 Grads

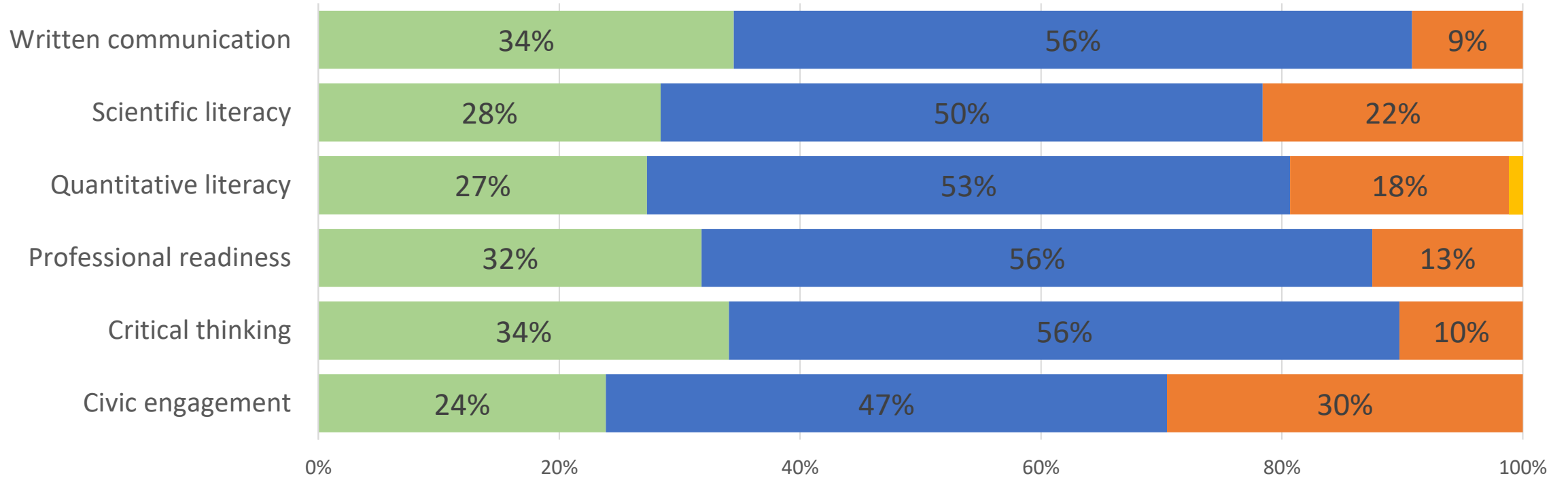
Earned Industry Credentials Besides a Degree or Certificate from LFCC



Credential	Provider	Date
A+	CompTIA	January 2021
Certified medical assistant certification	Page County Technical Center	Senior year of HS
CFC certification, Journeyman HVAC, Data Center Professional	DCPro, VA DPOR, and Steamfitters Local 602	Various dates
CNA	High school	2017
CNA certification	Valley Health	2016
Commercial Driver's Licence	LFCC Workforce Solutions	March-April 2018
Cosmetology	Triplett Tech	2018
CPC, CCS, CPMA, COC	AHIMA, AAPC	
Emergency Management	FEMA	June 2021
EMT	VA Department of Health	
EMT	Nationally Registered EMTs	November 2020
EMT	Frederick County Fire and Rescue	2012
Firefighter 1 & 2, Hazardous Materials: Operations, Mayday - Firefighter down, Vehicle Rescue Operations	Frederick County Basic Fire Acad.	2020
Legal Assisting Certification	Germanna Community College	2018
Microsoft Office Specialist Certifications in Word, Excel, and PowerPoint	Millbrook High School	2019-2020
Mortgage Loan Originator License	State License, held with Alcovia Mortgage	July of 2020
Paramedic		
Paramedic Cert	AES	2019
Pharmacy technician certification	Allegany college of maryland	2015
Phlebotomy Technican	Workforce	2019
Security + certification	CompTIA	MAY 2020
Security+	CompTIA	July 2019
TEFL certification	learntefl	JULY 2020

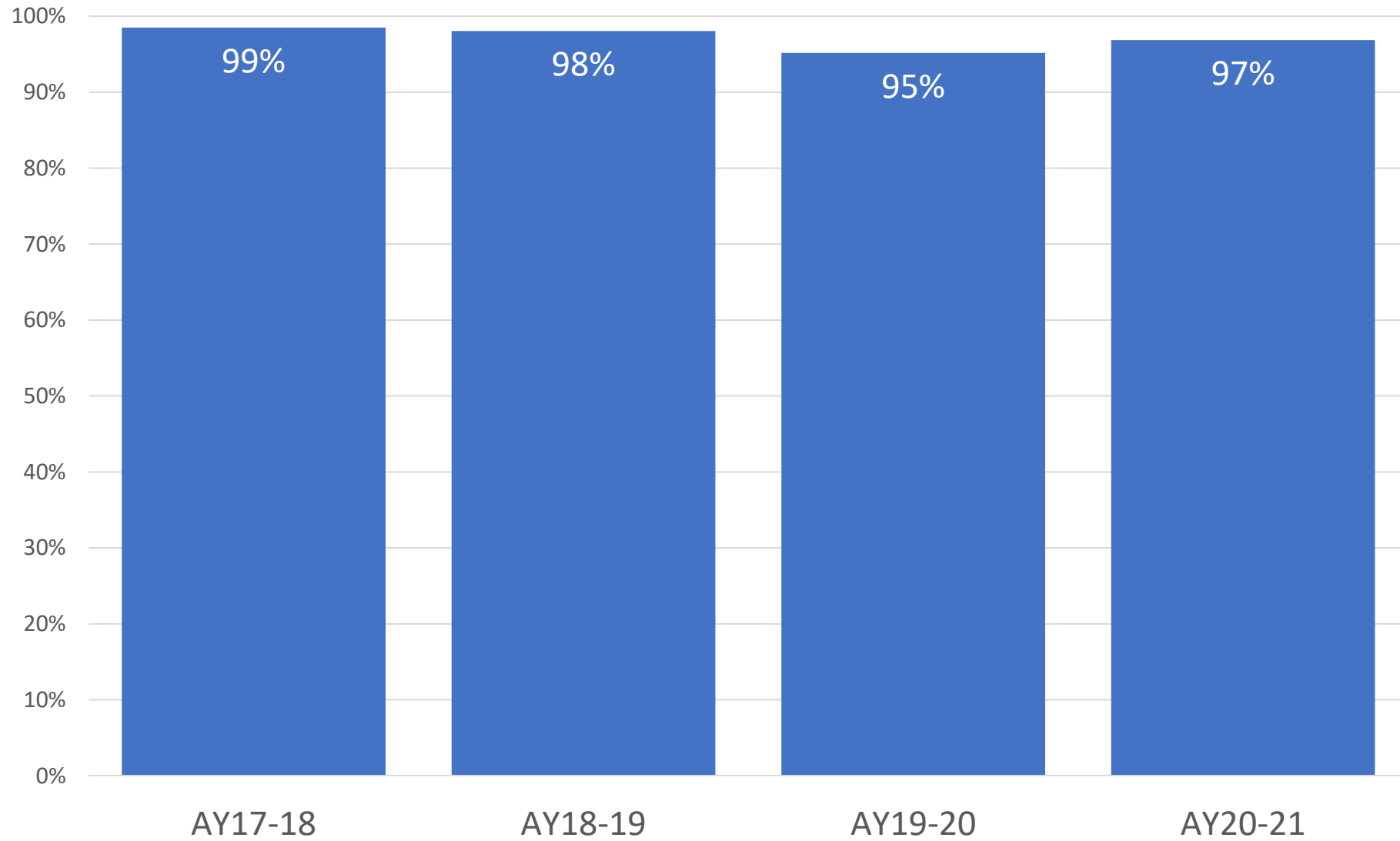
2020-21 Ratings of Change in General Education Competencies Compared to When They Started LFCC

■ Much stronger
 ■ Stronger
 ■ No change
 ■ Weaker
 ■ Much weaker



	Civic engagement	Critical thinking	Professional readiness	Quantitative literacy	Scientific literacy	Written communication
■ Much stronger	24%	34%	32%	27%	28%	34%
■ Stronger	47%	56%	56%	53%	50%	56%
■ No change	30%	10%	13%	18%	22%	9%
■ Weaker	0%	0%	0%	1%	0%	0%
■ Much weaker	0%	0%	0%	0%	0%	0%

Percent that would recommend LFCC to others





Questions?

John Milam

jmilam@lfcc.edu

*Thanks to RADS/Janet Ping for
survey support*