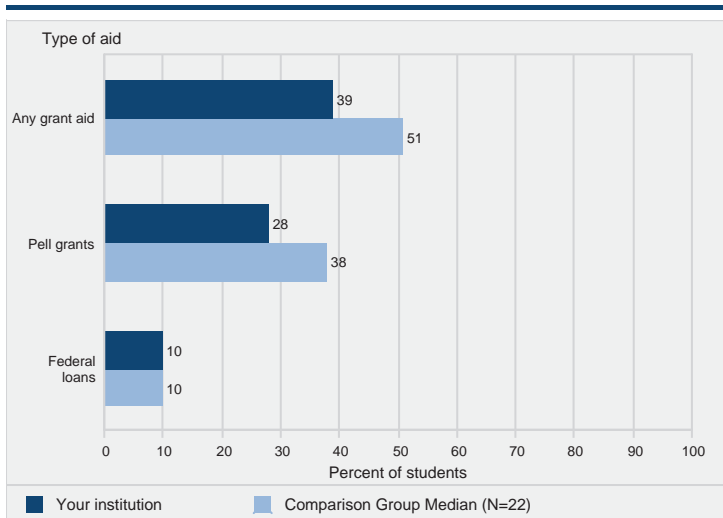
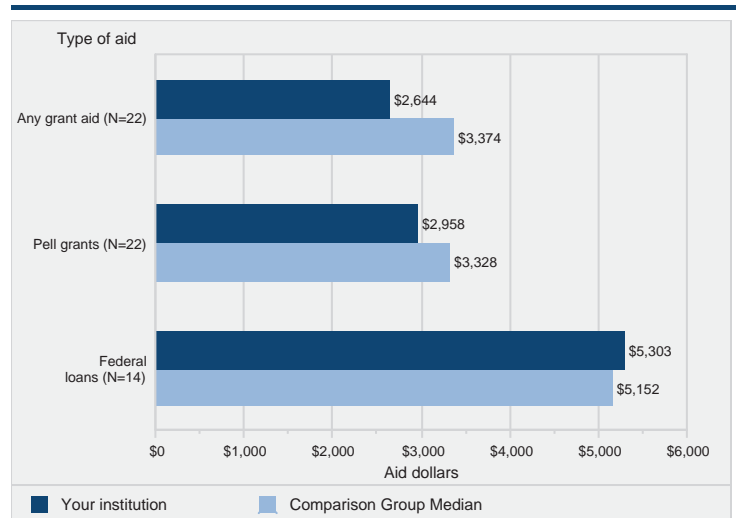


**Figure 8. Percent of all undergraduates receiving aid, by type of aid: 2013-14**



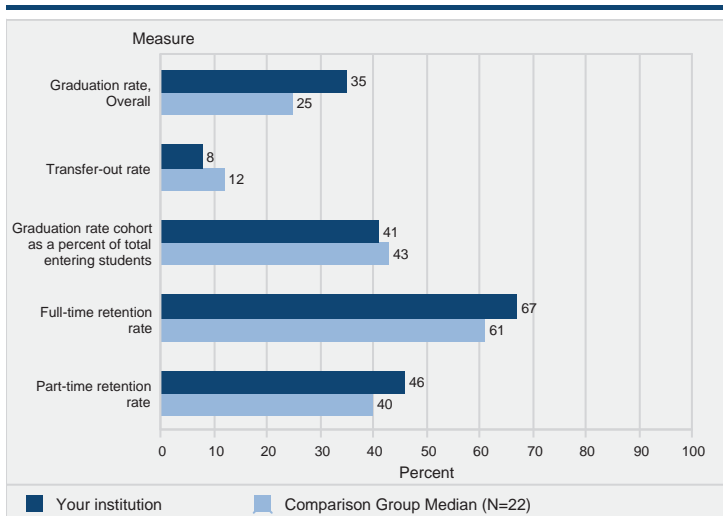
NOTE: Any grant aid above includes grant or scholarship aid from the federal government, state/local government, the institution, or other sources. Federal loans includes only federal loans to students. N is the number of institutions in the comparison group.  
 SOURCE: U.S. Department of Education, National Center for Education Statistics, Integrated Postsecondary Education Data System (IPEDS): Winter 2014-15, Student Financial Aid component.

**Figure 9. Average amount of aid received by all undergraduates, by type of aid: 2013-14**



NOTE: Any grant aid above includes grant or scholarship aid from the federal government, state/local government, the institution, or other sources. Federal loans includes federal loans to students. Average amounts of aid were calculated by dividing the total aid awarded by the total number of recipients in each institution. N is the number of institutions in the comparison group.  
 SOURCE: U.S. Department of Education, National Center for Education Statistics, Integrated Postsecondary Education Data System (IPEDS): Winter 2014-15, Student Financial Aid component.

**Figure 10. Graduation rate and transfer-out rate (2011 cohort); graduation rate cohort as a percent of total entering students, and retention rates of first-time students (Fall 2014)**



NOTE: Graduation rate cohort includes all full-time, first-time degree/certificate-seeking undergraduate students. Graduation and transfer-out rates are the Student Right-to-Know rates. Only institutions with mission to prepare students to transfer are required to report transfer out. Retention rates are measured from the fall of first enrollment to the following fall. For more details, see the Methodological Notes. N is the number of institutions in the comparison group.  
 SOURCE: U.S. Department of Education, National Center for Education Statistics, Integrated Postsecondary Education Data System (IPEDS): Winter 2014-15, Graduation Rates component and Spring 2014, Fall Enrollment component.